

Fiat *collection*

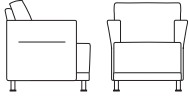


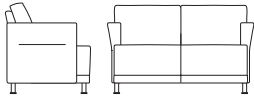
to order

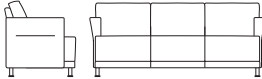
1. Model Number
2. Fabric

Example
51041 / Origin Indigo
Model Fabric
Number

When ordering options, a complete description of the option and its upcharge must be detailed on the order form.

| item | model | Net Pricing/Grade | | | | | | | | | | | | | |
|---|-------|---|----------|--------|--------|--------|---|--------|--------|--|----------|--------|--------|--------|----------|
| | | com 1 | col 2 | 3 | 4 | 5 | 6 | 7 | 8 | 9 | 10 | LV | L1 | L2 | L3 |
| Lounge Chair | 51041 | 630.02 | 655.56 | 688.04 | 727.01 | 765.54 | 804.51 | 843.05 | 885.05 | 946.54 | 1,011.49 | 824.87 | 850.85 | 944.37 | 1,006.73 |
|  | | <ul style="list-style-type: none"> • fully upholstered • exposed metal legs • sinuous springs in seat and back • cushion style back | | | | | dimensions: width 30 depth 29 height 32¾ arm ht. 8 seat ht. 18 seat depth 20¼ | | | inside back 16¼ seat width 21¼ weight 68 lbs. cubic ft. 35 com 5 yds. col 100 sq. ft. | | | | | |
| SIN 711-16 | | | | | | | | | | | | | | | |

| item | model | Net Pricing/Grade | | | | | | | | | | | | | |
|--|-------|---|----------|--------|--------|--------|---|----------|----------|---|----------|----------|----------|----------|----------|
| | | com 1 | col 2 | 3 | 4 | 5 | 6 | 7 | 8 | 9 | 10 | LV | L1 | L2 | L3 |
| Loveseat | 51042 | 778.53 | 810.58 | 851.28 | 899.77 | 948.27 | 996.77 | 1,045.26 | 1,097.66 | 1,174.30 | 1,255.27 | 1,015.82 | 1,054.79 | 1,171.70 | 1,249.64 |
|  | | <ul style="list-style-type: none"> • fully upholstered • exposed metal legs • sinuous springs in seat and back • cushion style back | | | | | dimensions: width 52 depth 29 height 32¾ arm ht. 8 seat ht. 18 seat depth 20¼ | | | inside back 16¼ seat width 43¼ weight 103 lbs. cubic ft. 51 com 6 yds. col 120 sq. ft. | | | | | |
| Not On Contract | | | | | | | | | | | | | | | |

| item | model | Net Pricing/Grade | | | | | | | | | | | | | |
|---|-------|---|----------|----------|----------|----------|---|----------|----------|---|----------|----------|----------|----------|----------|
| | | com 1 | col 2 | 3 | 4 | 5 | 6 | 7 | 8 | 9 | 10 | LV | L1 | L2 | L3 |
| Sofa | 51043 | 933.55 | 979.01 | 1,035.30 | 1,103.28 | 1,171.27 | 1,239.25 | 1,306.79 | 1,380.40 | 1,488.22 | 1,601.23 | 1,266.09 | 1,320.22 | 1,483.89 | 1,593.01 |
|  | | <ul style="list-style-type: none"> • fully upholstered • exposed metal legs • sinuous springs in seat and back • cushion style back | | | | | dimensions: width 74 depth 29 height 32¾ arm ht. 8 seat ht. 18 seat depth 20¼ | | | inside back 16¼ seat width 65¼ weight 133 lbs. cubic ft. 63 com 8 yds. col 160 sq. ft. | | | | | |
| Not On Contract | | | | | | | | | | | | | | | |



Fiat *collection*



to order

1. Model Number
2. Fabric

Example
 51158 / Origin Indigo
 Model Fabric
 Number

When ordering options, a complete description of the option and its upcharge must be detailed on the order form.

| item | model | Net Pricing/Grade | | | | | | | | | | | | | |
|------|-------|-------------------|----------|--------|--------|--------|--------|--------|--------|--------|--------|--------|--------|--------|--------|
| | | com 1 | col 2 | 3 | 4 | 5 | 6 | 7 | 8 | 9 | 10 | LV | L1 | L2 | L3 |
| Cube | 51158 | 218.23 | 229.06 | 246.81 | 268.46 | 290.11 | 311.76 | 333.41 | 356.79 | 390.57 | 426.94 | 282.32 | 332.98 | 374.98 | 426.94 |



SIN 711-16

- fully upholstered

dimensions:

| | | | |
|------------|----|------------|------------|
| width | 18 | seat width | 18 |
| depth | 18 | weight | 10 lbs. |
| height | 18 | cubic ft. | 11 |
| seat ht. | 18 | com | 1¼ yds. |
| seat depth | 18 | col | 35 sq. ft. |

| item | model | Net Pricing/Grade | | | | | | | | | | | | | |
|-------|-------|-------------------|----------|--------|--------|--------|--------|--------|----------|----------|----------|--------|--------|----------|----------|
| | | com 1 | col 2 | 3 | 4 | 5 | 6 | 7 | 8 | 9 | 10 | LV | L1 | L2 | L3 |
| Bench | 51240 | 649.93 | 681.54 | 734.37 | 797.59 | 860.80 | 924.02 | 987.24 | 1,056.09 | 1,156.11 | 1,261.76 | 928.79 | 961.69 | 1,084.67 | 1,237.51 |



SIN 711-16

- fully upholstered
- exposed metal legs
- sinuous springs in seat

dimensions:

| | | | |
|------------|----|------------|------------|
| width | 60 | seat width | 60 |
| depth | 22 | weight | 40 lbs. |
| height | 18 | cubic ft. | 26 |
| seat ht. | 18 | com | 3½ yds. |
| seat depth | 22 | col | 70 sq. ft. |

