

Berkshire *collection*



to order

1. Model Number
2. Finish
3. Trim Option
4. Edge Guard Option (2807 Only)
5. Fabric

Example
 2807 / LCM / W / X / Origin Indigo
 Model Finish Trim Edge Guard Fabric
 Number Option Option

When ordering options, a complete description of the option and its upcharge must be detailed on the order form.

trim options

Welt Trim(W)
 Standard-
 No Upcharge

Nail Trim(N)
 Add \$12.56 Net

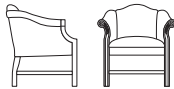
edge guard options

No Edge Guards(X)
 Standard-
 No Upcharge

Plastic Edge Guards(Y)
 Add \$12.56 Net

Net Pricing/Grade

item	model	Net Pricing/Grade													
		com 1	col 2	3	4	5	6	7	8	9	10	LV	L1	L2	L3
Lounge Chair	2801	798.89	826.16	860.80	901.94	943.07	984.21	1,025.34	1,070.38	1,135.33	1,204.17	1,007.59	1,033.57	1,133.16	1,199.41



SIN 711-16

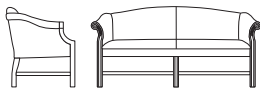
- solid hardwood frame
- carved wood on front of arm
- sinuous springs in seat and back
- welt trim (W) standard
- optional nail trim

dimensions:

width	31½	inside back	17
depth	29¾	seat width	19
height	35	weight	77 lbs.
arm ht.	9	cubic ft.	30
seat ht.	20	com	4¼ yds.
seat depth	19	col	85 sq. ft.

Net Pricing/Grade

item	model	Net Pricing/Grade													
		com 1	col 2	3	4	5	6	7	8	9	10	LV	L1	L2	L3
Loveseat	2803	1,280.81	1,332.34	1,397.29	1,474.80	1,552.31	1,629.81	1,707.32	1,791.75	1,914.29	2,043.76	1,670.95	1,722.91	1,909.96	2,034.67



Not On Contract


- solid hardwood frame
- carved wood on front of arm
- sinuous springs in seat and back
- welt trim (W) standard
- optional nail trim

dimensions:

width	67½	inside back	17
depth	29¾	seat width	55
height	35	weight	125 lbs.
arm ht.	9	cubic ft.	63
seat ht.	20	com	8 yds.
seat depth	19	col	160 sq. ft.

Net Pricing/Grade

item	model	Net Pricing/Grade													
		com 1	col 2	3	4	5	6	7	8	9	10	LV	L1	L2	L3
Guest	2807	624.39	643.87	668.12	697.13	726.14	755.15	784.16	815.77	862.10	910.60	N/A	790.23	860.37	907.14



SIN 711-16

- solid hardwood frame
- carved wood on front of arm
- sinuous springs in seat
- welt trim (W) standard
- optional nail trim
- optional plastic edge guards

dimensions:

width	25½	inside back	21½
depth	26½	seat width	18½
height	39½	weight	47 lbs.
arm ht.	6¼	cubic ft.	35
seat ht.	19¾	com	3 yds.
seat depth	19	col	60 sq. ft.

